



SBZ122/74

Machining centres



Designed for economical and efficient machining of aluminium, PVC and thin-walled steel profiles
All operations, such as routing, drilling and tapping, are performed while the profile bar is stationary to protect the profile surfaces

A-axis continuously adjustable from -120° to $+120^{\circ}$

Clamp positioning autonomous

Better machining results thanks to the intelligent control technology

Fast positioning of the machining unit with up to 120 m/min thanks to dynamic servo drives

Tapping without compensation chuck

Automatic clamp recognition and clamp positioning

Automatic tool changer with twelve tool tray positions (without tools)

State-of-the-art 4-axis controller

Ergonomic operation thanks to the advanced inclined bed

The absolute rotary encoder system means no main axis homing is required

Automatic clamp recognition and positioning prevents collisions

Power torque routing motor with enclosed speed control for short spindle start-up and braking times.

Certified, drive-integrated safety functions

Low power consumption thanks to the intelligent control technology

DC link coupling in the axis drives for greater energy efficiency

Uninterruptible power supply (UPS)

Windows operating system

18.5" panel PC, i5 processor, USB ports and network connection

Simple, stress-free program entry with eluCam on the operating panel, even during operation

Remote online maintenance

Machine configuration



- Water-cooled 7 kW, S1 routing spindle
- Autonomous clamp positioning
- Automatic clamp recognition
- Enclosure to protect the operator
- Four horizontal, pneumatic material clamping units
- A material stop on the left
- Tool holder HSK-F63
- Swarf trays for swarf removal
- Minimum-volume lubrication system
- High performance cutting fluid
- Hand-held operator terminal
- Depth gauge


Options

- Tools
- Tool holders
- Length measurement on both sides
- Additional stop for overlength machining (left)
- Material reference stop (right) for positioning workpieces with overlength machining
- Green Line cooling unit for the control cabinet with reduced energy consumption
- Barcode scanner
- Protective enclosure can optionally completely enclose the machine on all sides
- Four clamps as standard. Can be equipped with up to eight clamps
- Double clamping and other accessories on request
- 21.6" panel PC, i7 processor
- Note holder
- Sound insulation hood
- Clamping unit optimised to prevent collisions



A-axis angle adjustment

Continuously adjustable angle setting from -120° to +120°



Profile machining centre SBZ 122/74




Profile machining centre SBZ 122/74



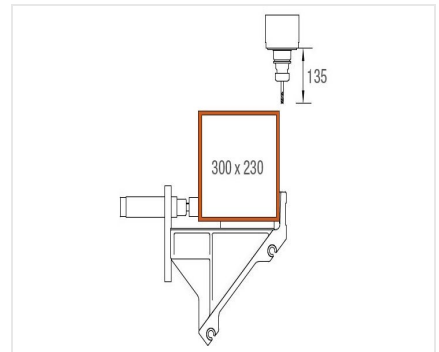
Tool magazine

The tool magazine with 12-fold tool changer allows quick, easy setup and minimal secondary time



Double clamping

Double clamping unit



Machining area, Y and Z-axes

Profile machining from above





Machining area, Y and Z-axes

Profile machining from above and from behind



Machining area, Y and Z-axes

Profile machining from the front and from behind



SBZ 122/74 / MACHINING CENTRES

SBZ 122/74

Max. Machining length <i>without end face machining</i>	4.050 mm
Max. Machining length <i>with end face machining</i>	-
Traverse path X-axis	4.176 mm, Vmax. 120 m/min.
Traverse path Y-axis	1.040 mm, Vmax. 60 m/min.
Traverse path Z-axis	540 mm, Vmax. 30 m/min.
Machining direction	3 (top, rear, front)
Positioning accuracy	+/- 0,1 mm
Milling spindle speed	max. 20.000 1/min.
Milling spindle power	7 kW, S1 (wassergekühlt)
Tool holder	HSK-F63
Tool change	automatic
Tool storage locations <i>in the automatic magazine</i>	12
Angled head	No
Disc cutter diameter	120 mm
Saw blade diameter	-
Tool length (from taper dimension)	max. 150 mm
Clamp displacement	autonomous
Clamp	Premium (with linear guide)
Software	eluCam
Compressed air connection	>7 bar
Electrical connection	400 V, 3~, 50 Hz, 25 A
Air consumption per minute	approx. 185 litres with spraying
Overall length	7.643 mm
Depth	2.171 mm
Height	3.000mm
Weight	ca. 3.800 kg