





### RMZ

#### Frame assembly centres




Innovative and highly efficient drilling and screwdriving station for frame hinge and tenon fittings. Work quickly and accurately: this machine enables incredible productivity gains in window production. Thanks to its easy operation and ergonomically designed work sequence, drilling, mounting and screwing of tilt & turn hinges can be performed by a single operator. Thanks to the movable stop system, the time-consuming drilling of fixing and screw holes using a template can be dispensed with. The unit can be rotated through 90° for processing multi-sash frames. The adjustment device can be set in the Y direction using the grid dimensions for drilling holes for pivot bolts in multi-sash frames. The hinges and pivots are bolted to the closed frame using a vertical screw feed unit, which is moved manually on movable support plates. This unit is equipped with an automatic screw feeder, a screw turner for self-drilling screws, and a pneumatic screw depth stop. Pneumatic frame clamping and positioning device can be moved off center of table. Frame rebate dimensions from 360 to 3400 mm. Two pneumatically lowered rebate stops with turret for up to four different frame depths. Laser unit indicates screw position and rotation.




### Supporting surfaces

Supporting surfaces with plastic slide bars



### Rebate stops

Two pneumatically lowerable rebate stops with revolver for up to four different frame depths




### Screwing unit

The unit is equipped with an automatic screw feed, a screwdriver turbine for screwing self drilling screws, and a pneumatic screwing depth stop. Laser unit shows the screw driving position




### Screw feed unit

Screw feed unit with automatic screw feeding



### Stop system

Due to the movable stop system, the time-consuming drilling of locating and screw holes with a template can be omitted



### Boring head

Can be equipped with either 2- or 6-spindle boring head





### MODELS

RMZ 4000



### DIMENSION AND WEIGHT

Total length (mm)	4.220
Total width (mm)	2.010
Height (mm)	1.720
Weight (kg)	650

### SUPPORTING SURFACE

Table length (mm)	4.040
Table width (mm)	1.700
Table height adjustable (mm)	950 ÷ 1.000
Frame dimension minimum (mm)	560 x 200
Frame dimension maximum (mm)	3.800 x 1.700
Minimum profile height (mm)	54
Maximum profile height (mm)	110

### SCREW DIMENSIONS

Head diameters (mm)	5,0 ÷ 9,0
Shank diameters (mm)	3,5 ÷ 4,5
Length approx. (mm)	10,0 ÷ 35,0



### DRILLING UNIT (optional)

6-spindle-drill head	<input type="radio"/>
2-spindle-drill head	<input type="radio"/>

### AIR CONSUMPTION

Screw driving unit approx. (l/min.)	250
Clamping unit approx. (l/min.)	40

### PNEUMATIC CONNECTION

Operating air pressure (bar)	7
------------------------------	---

### ELECTRICAL CONNECTION

Electrical connected load approx. (at 2.825 rpm ) (kW)	1,1
--	-----

Included ● Available ○