



### KW2

#### Commissioning trolleys

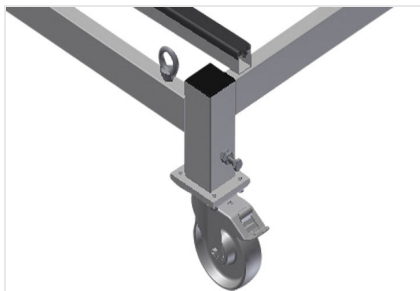


Commissioning trolley for in-house and truck transportation of window elements

- Stable steel construction
- Trolley for in-house and external transportation
- Openings for forklift transportation
- Four loops for crane transportation
- Four lashing strap attachment points
- Profile supports with rubber surface
- Castors can be removed for increased stability of the commissioning trolley in a lorry
- Four castors, two of which have a fixing brake

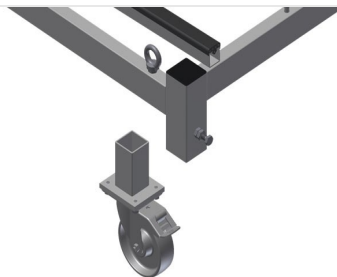


### Commissioning trolley KW 2




#### Casters

Four casters, two of which have a fixing brake, provide a high degree of mobility and easy, safe handling




#### Removable casters

Casters can be removed for increased stability of the commissioning trolley in a lorry



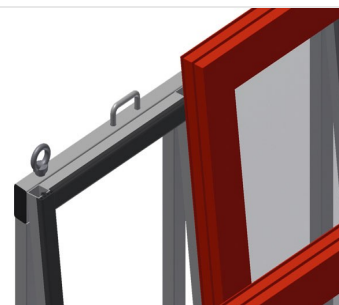
#### Supports with rubber strip

Supporting surfaces equipped with rubber strips to protect profiles from damage



#### Forklift openings and lashing strap attachment points

Equipped with four forklift openings and four lashing strap attachment points



#### Crane attachment points

Equipped with four crane attachment points



### **KW 2** / COMMISSIONING TROLLEYS

---

- Length 2,025 mm
- Width 1,090 mm
- Height 1,880 mm
- Unit height 1,500 mm
- Effective width 800 mm
- Weight 130 kg
- Load 600 kg
- Roller diameter 125 mm