




### **KTH3000**

#### Tilting tables



Assembly table for vertical and horizontal assembly

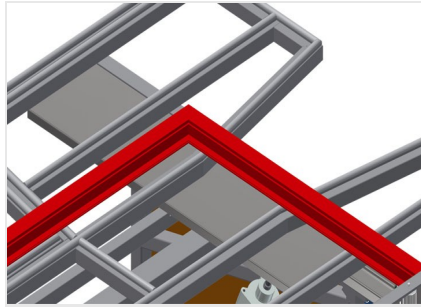
- Stable steel construction
- Important when switching from vertical to horizontal transportation and vice versa
- Ideal for vertical and horizontal assembly
- Infinitely variable intermediate positions for ergonomic working
- Pneumatic tilting
- Pneumatic vertical height adjustment
- Table supporting surface with plastic slide bars
- Roller support can be lowered pneumatically
- Two lateral pneumatic clamps, (lowerable)
- 4-fold compressed air supply

#### **Options**

- Also available with brush strips on request
- Also available with felt strips on request (for wooden profiles)
- Also available with rubber strips on request (for aluminium profiles)
- Pull-out table supporting surface at top for KT/KTH 3000
- Profile protectors for support rollers
- Additional clamps for KT/KTH 3000
- Mobility unit for KT/KTH/MS
- Rail, 2.0 m

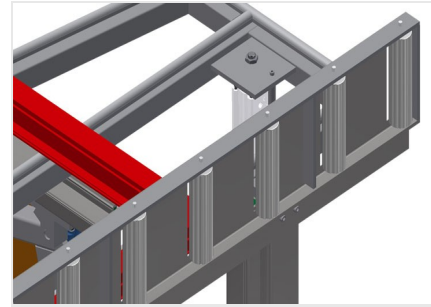


### Tilting table with height adjustment KTH 3000



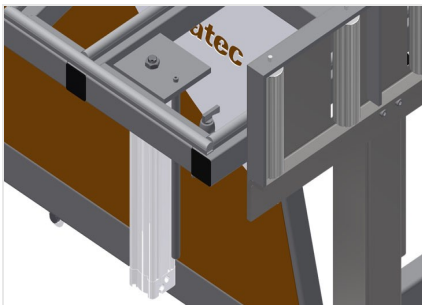
### Supporting surfaces

Supporting surfaces with plastic slide bars




### Roller support

Roller conveyor can be lowered pneumatically to allow unhindered working in horizontal position; in vertical position, trouble-free onward transport is possible



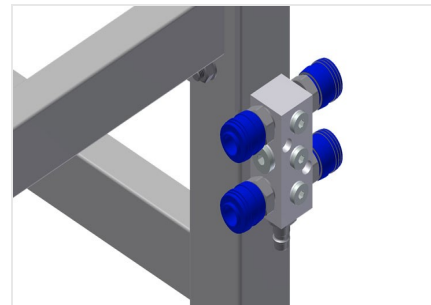
### Clamps

Two clamps at the side for fixing the window element in place. Laterally adjustable with hand lever valve. Max. profile clamping height 150 mm




### Foot switch

Control via foot valve, Pneumatic horizontal/vertical tilting; height adjustable pneumatically by 500 mm in the vertical position



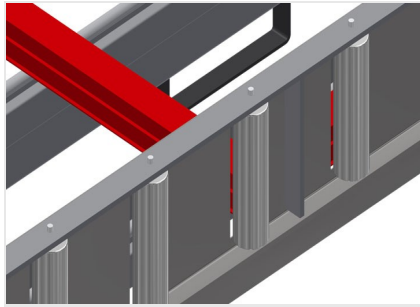
### 4-fold compressed air connection

4-fold compressed air connection for connecting compressed-air tools



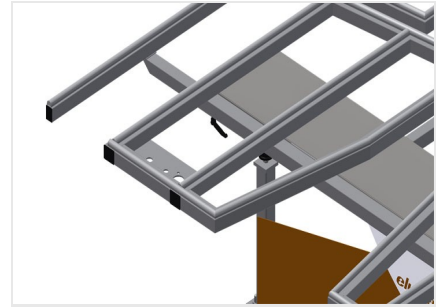
### Auxiliary clamps

Auxiliary clamps for KTH 3000 and KTH 4000. Auxiliary clamps provide extra security when working



### Profile protectors for support rollers

Profile protectors for support rollers 200 mm (Alum./16 x and Alum./21 x). Roller conveyor with protective tubing over the rollers to protect the window element during infeed and outfeed



### Pull-out profile support

Pull-out table support at top for KTH 3000 and KTH 4000. The table support can be pulled out 500 mm at the top for high frames



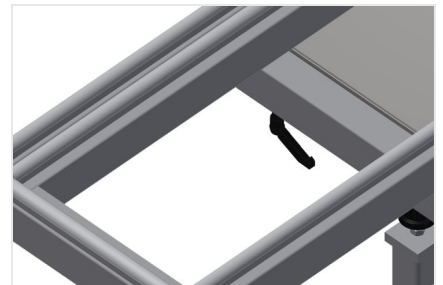
### Brush strip

Supporting surfaces with brush strip



### Felt strip

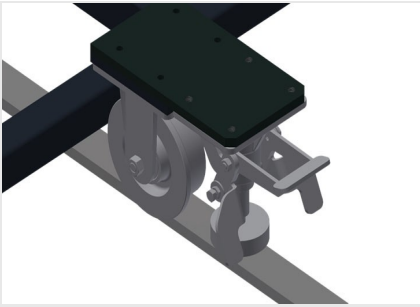
Supporting surfaces with felt profile strip



### Rubber strips


Supporting surfaces with rubber-knob profile





### Mobility unit

Mobility unit for KT/KTH/MS/VE. Mobility unit with flanged rollers and fixing brake



### Rails

Rails, 2.0 m, left and right





### KTH 3000 / TILTING TABLES

---

- Length 3,000 mm
- Width 1,820 mm
- Vertical height 1,900 mm
- Pneum. height adjustment 500 mm
- Roller conveyor width 200 mm
- Weight 330 kg
- Load 200 kg
- Compressed air supply 7 bar
- Air consumption approx. 35 l/min.