


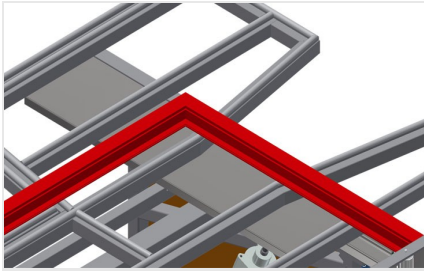


KTH

Tilting tables

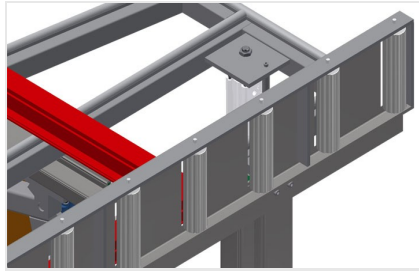


Assembly table for vertical and horizontal assembly. Stable steel construction. Important when switching from vertical to horizontal transportation and vice versa. Ideal for vertical and horizontal assembly. Infinitely variable intermediate positions for ergonomic working. Pneumatic tilting. Pneumatic vertical height adjustment. Table supporting surface with plastic slide bars. Roller support can be lowered pneumatically. Two lateral pneumatic clamps, (lowerable). 4-fold compressed air supply.




Supporting surfaces

Supporting surfaces with plastic slide bars



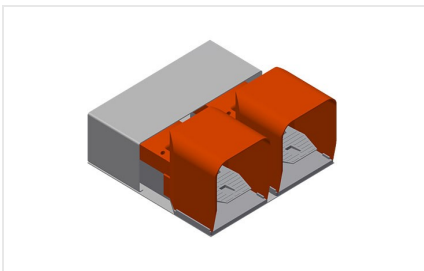
Roller support

Roller conveyor can be lowered pneumatically to allow unhindered working in horizontal position; in vertical position, trouble-free onward transport is possible



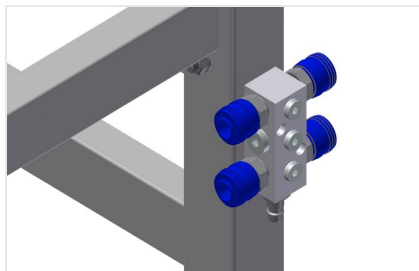
Clamps

Two clamps at the side for fixing the window element in place. Laterally adjustable with hand lever valve. Max. profile clamping height 150 mm




Foot switch

Control via foot valve, Pneumatic horizontal/vertical tilting; height adjustable pneumatically by 500 mm in the vertical position



4-fold compressed air connection

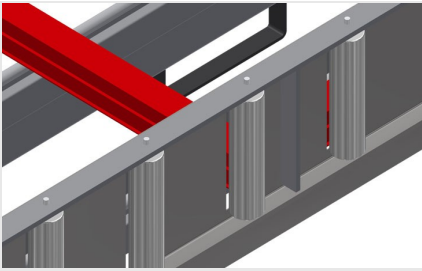
4-fold compressed air connection for connecting compressed-air tools



Auxiliary clamps

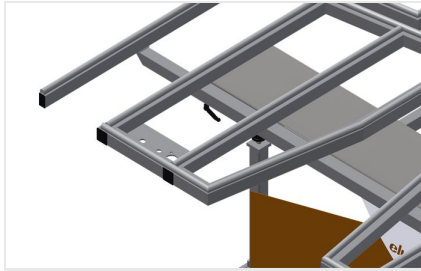
Auxiliary clamps for KTH 3000 and KTH 4000. Auxiliary clamps provide extra security when working





Profile protectors for support rollers

Profile protectors for support rollers 200 mm (Alum./16 x and Alum./21 x). Roller conveyor with protective tubing over the rollers to protect the window element during infeed and outfeed



Pull-out profile support

Pull-out table support at top for KTH 3000 and KTH 4000. The table support can be pulled out 500 mm at the top for high frames



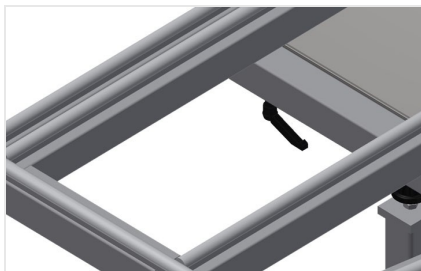
Brush strip

Supporting surfaces with brush strip




Felt strip

Supporting surfaces with felt strip



Rubber strips


Supporting surfaces with rubber-knob profile



Mobility unit

Mobility unit for KT/KTH/MS/VE. Mobility unit with flanged rollers and fixing brake





Rails


Rails, 2.0 m, left and right





KTH / TILTING TABLES

MODELS



DIMENSION AND WEIGHT

KTH 3000 / KTH 4000

Length (mm)	3.000 / 4.000
Width (mm)	1.820
Vertical height (mm)	1.900
Roller conveyor width (mm)	200
Weight (kg)	330 / 380

SUPPORTING SURFACE

Pneumatic height adjustment (mm)	500
Pneumatic vertical height adjustment	●
Pneumatic tilting	●
Extendable table support	○
Table brush strip supporting surface	○
Table felt profile strip supporting surface	○
Table rubber knob profile	○
Profile protectors for support rollers	○
Load capacity (kg)	200



CHARACTERISTICS

Pneumatically lowerable lateral clamps	2
Additional clamps	○
4-fold compressed air supply	●
Mobility unit	○
Rail 2,0 m left and right	○
Operating air pressure (bar)	7
Air consumption approx. (l/min)	35

Included ● Available ○