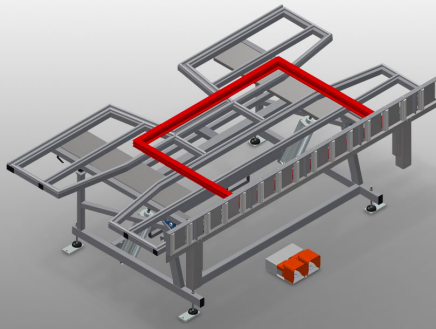





KT

Tilting tables

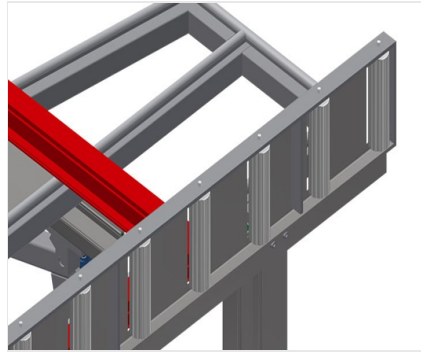


Assembly table for vertical and horizontal assembly. Stable steel construction. Important when switching from vertical to horizontal transportation and vice versa. Ideal for vertical and horizontal assembly. Pneumatic tilting. Table supporting surface with plastic slide bars. Roller support can be lowered pneumatically. 4-fold compressed air supply.



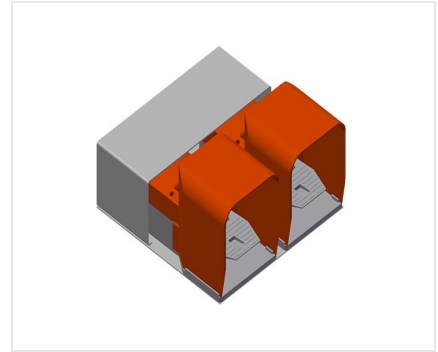
Supporting surfaces

Supporting surfaces with plastic slide bars



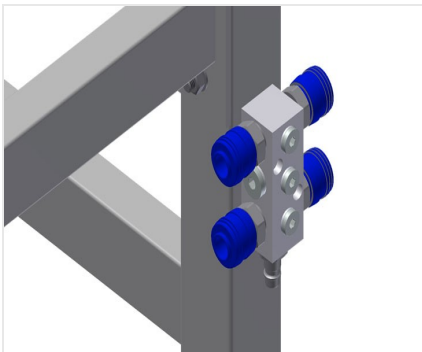
Roller support

Roller conveyor can be lowered pneumatically to allow unhindered working in horizontal position; in vertical position, trouble-free onward transport is possible



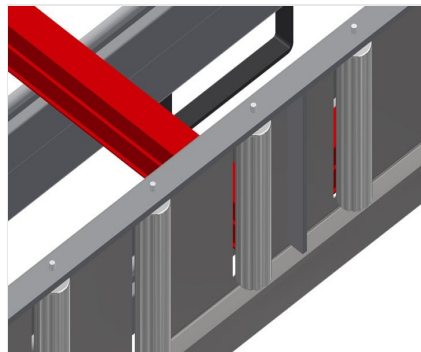
Foot switch

Control via foot valve, Pneumatic horizontal/vertical tilting



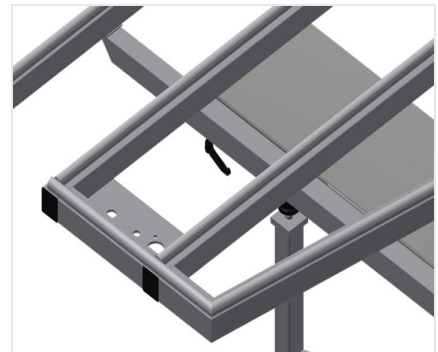
4-fold compressed air connection

4-fold compressed air connection for connecting compressed-air tools



Profile protectors for support rollers

Profile protectors for support rollers 200 mm (Alum./16 x and Alum./21 x). Roller conveyor with protective tubing over the rollers to protect the window element during infeed and outfeed



Pull-out profile support

Pull-out table support at top for KT/KTH 3000 and KT/KTH 4000. The table support can be pulled out 500 mm at the top for high frames






Brush strip

Supporting surfaces with brush strip




Felt strip

Supporting surfaces with felt profile strip




Rubber strips

Supporting surfaces with rubber-knob profile



Mobility unit

Mobility unit for KT/KTH/MS/VE. Mobility unit with flanged rollers and fixing brake



Rails

Rails, 2.0 m, left and right





KT / TILTING TABLES

MODELS



DIMENSION AND WEIGHT

KT 3000 / KT 4000

Length (mm)	<input type="radio"/>
Width (mm)	<input type="radio"/>
Vertical height (mm)	<input type="radio"/>
Roller conveyor width (mm)	<input type="radio"/>
Weight (kg)	<input type="radio"/>

SUPPORTING SURFACE

Pneumatic height adjustment (mm)	<input type="radio"/>
Pneumatic tilting	<input checked="" type="radio"/>
Extendable table support	<input type="radio"/>
Table brush strip supporting surface	<input type="radio"/>
Table felt profile strip supporting surface	<input type="radio"/>
Table rubber knob profile	<input type="radio"/>
Profile protectors for support rollers	<input type="radio"/>
Load capacity (kg)	<input type="radio"/>

CHARACTERISTICS

4-fold compressed air supply	<input checked="" type="radio"/>
Mobility unit	<input type="radio"/>
Rail 2,0 m left and right	<input type="radio"/>
Operating air pressure (bar)	<input type="radio"/>
Air consumption approx. (l/min)	<input type="radio"/>

Included ● Available ○

elumatec AG
 Pinacher Straße, 61
 75417 Mühlacker
 Germany

Tel +49 7041-14-184
 sales@elumatec.com
 www.elumatec.com

The right to make technical alterations is reserved.