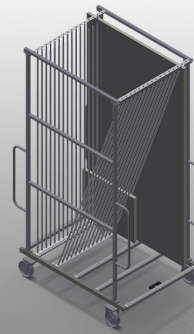




GFW15

Glass
compartment/glazing
bead trolleys




- Stable steel construction
- Glass sorting
- For in-house transportation of sheets of glass
- Compartment dividers for 15 sheets of glass
- Access is possible from both sides
- The glass supporting surface has a rubber profile
- Compartment divider with plastic protector
- Transport handle on both sides for mobility
- Two castors and two fixed rollers



**Glass transport trolley
GFW 15 + Glass lifting
station GHS 15**




**Glass transport trolley
GFW 15 + Glass lifting
station GHS 15**



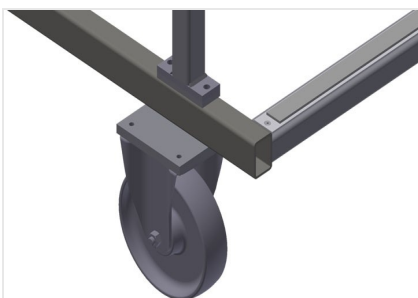
Supports

Lower supporting surfaces equipped with rubber profile to protect the sheets of glass from damage



Compartment divider with plastic protector

All supporting surfaces have a non-slip PVC cladding which protects the sheets of glass from damage during storage



Castors, cmpl.

Two castors and two fixed rollers provide mobility in all directions. Roller diameter 200 mm



GFW 15 / GLASS COMPARTMENT/GLAZING BEAD TROLLEYS

- Length 1,810 mm
- Width 1,300 mm
- Height 3,020 mm
- 15 compartments
- Compartment width 44 mm
- Compartment height 2,600 mm
- Weight 255 kg
- Load 750 kg
- Roller diameter 200 mm