




### DG79

#### Double mitre saws



- The solid cast construction with integrated turn table ensures optimal profile support for cutting to length with angular accuracy
- Continuous pivoting range adjustment of the saw heads from 0° to 45° to the left and right. This makes external and internal dimension cuts possible
- Vertical and horizontal pneumatic material clamping units ensures optimal profile fixation
- Equipped with saw blades as standard
- Equipped with digital display E 111 as standard
- Pulsed coolant system

#### Cutting length variants

- 3,000 mm
- 4,500 mm
- 6,000 mm

#### Options

- Workpiece supports
- Transom stop
- Extraction system
- Material clamping units
- Roller conveyors
- Saw blades
- High performance cutting fluid


#### Controller variants

- Manual cutting length adjustment with digital display E 111
- Positioning control E 355



**Double mitre saw DG 79**

DG 79 + E 111



**Double mitre saw DG 79**



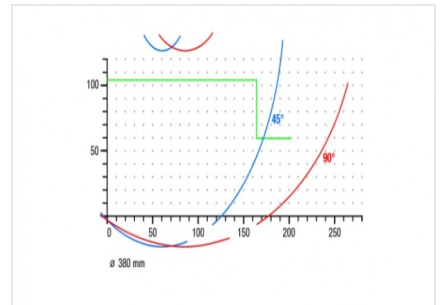
**Double mitre saw DG 79**



**Double mitre saw DG 79**



**Double mitre saw DG 79**



**Double mitre saw DG 79**

Cutting diagram DG 79



elumatec AG  
Pinacher Straße, 61  
75417 Mühlacker  
Germany

Tel +49 7041-14-184  
sales@elumatec.com  
www.elumatec.com

The right to make technical alterations is reserved.



### DG 79 / DOUBLE MITRE SAWS

---

- Minimum cutting length at 90° 520 mm
- Minimum cutting length pivoted at 45° 520 mm
- Positive location points at 15°, 30°, and 45°
- Pivoting range from 0° to 45° continuously adjustable
- Hydro-pneumatic saw feed
- For cutting range, see cutting diagram
- Saw blade diameter 380 mm
- Saw blade speed 2,800 rpm
- Power supply 230/400 V, 3~, 50 Hz
- Power output per motor 3 kW
- Compressed air supply 7 bar