



### **SBZ122/75**

#### Machining centres



- Designed for economical and efficient machining of aluminium, PVC and thin-walled steel profiles
- All operations, such as routing, drilling and tapping, are performed while the profile bar is stationary to protect the profile surfaces
- A-axis continuously adjustable from -120° to +120°
- C-axis continuously adjustable from -220° to +220°
- All five axes can move simultaneously with RTCP (Rotation Tool Centrepoint)
- The additional C-axis makes it possible to machine the face of profiles from the left and right
- Clamp positioning autonomous
- Better machining results thanks to the intelligent control technology
- Fast positioning of the machining unit with up to 120 m/min thanks to dynamic servo drives
- Tapping without compensation chuck
- The 2-axis add-on unit with the A-axis and C-axis can also accommodate a saw blade with a diameter of 180 mm
- Automatic clamp recognition and clamp positioning
- Ergonomic operation thanks to the advanced inclined bed
- Automatic tool changer with twelve tool tray positions (without tools)
- State-of-the-art 5-axis controller
- The absolute rotary encoder system means no main axis homing is required
- Automatic clamp recognition and positioning prevents collisions
- Power torque routing motor with enclosed speed control for short spindle start-up and braking times.
- Certified, drive-integrated safety functions
- Low power consumption thanks to the intelligent control technology
- DC link coupling in the axis drives for greater energy efficiency
- Uninterruptible power supply (UPS)
- Windows operating system
- 18.5" panel PC, i5 processor, USB ports and network connection
- Simple, stress-free program entry with eluCam on the operating panel, even during operation
- Remote online maintenance

#### **Machine configuration**

elumatec AG  
Pinacher Straße, 61  
75417 Mühlacker  
Germany

Tel +49 7041-14-184  
sales@elumatec.com  
www.elumatec.com

The right to make technical alterations is reserved.



- Water-cooled 7 kW, S1 routing spindle
- Autonomous clamp positioning
- Automatic clamp recognition
- Enclosure to protect the operator
- Four horizontal, pneumatic material clamping units
- A material stop on the left
- Tool holder HSK-F63
- Swarf trays for swarf removal
- Minimum-volume lubrication system
- High performance cutting fluid
- Hand-held operator terminal
- Depth gauge

### Options

- Tools
- Tool holders
- Saw blade, 180 mm
- Length measurement on both sides
- Additional stop for overlength machining (left)
- Material reference stop (right) for positioning workpieces with overlength machining
- Green Line cooling unit for the control cabinet with reduced energy consumption
- Barcode scanner
- Protective enclosure can optionally completely enclose the machine on all sides
- Four clamps as standard. Can be equipped with up to eight clamps
- Double clamping and other accessories on request
- 21.6" panel PC, i7 processor
- Note holder
- Sound insulation hood
- Clamping unit optimised to prevent collisions



### A-axis angle adjustment

Continuously adjustable angle setting from -120° to +120° C-axis



### C-axis

Continuously adjustable angle setting from -220° to +220°. Enables profile end machining from the left and right.



### Profile machining centre SBZ 122/75

The two-axis add-on unit with the A-axis and C-axis can also accommodate a saw blade with a diameter of 180 mm



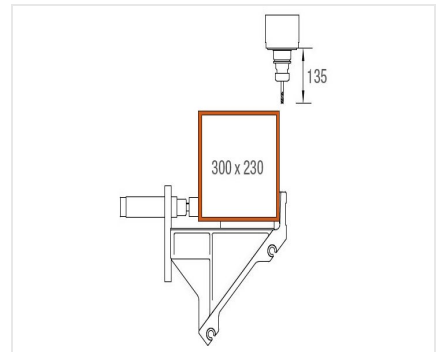
### Tool magazine

The tool magazine with 12-fold tool changer allows quick, easy setup and minimal secondary time



### Profile machining centre SBZ 122/75

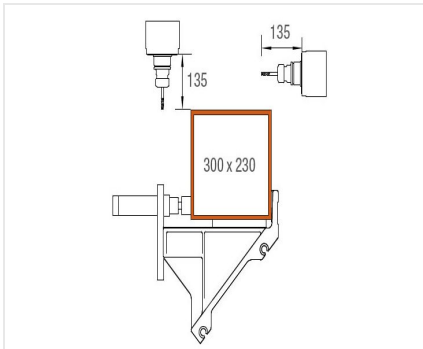
Double clamping unit



### Machining area, Y and Z-axes

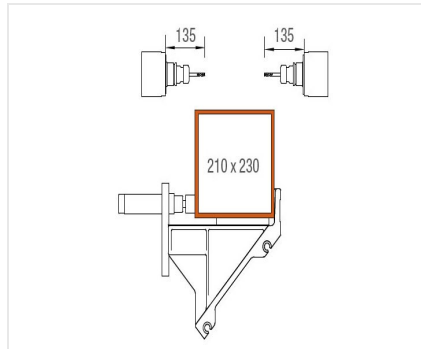
Profile machining from above





**Machining area, Y and Z-axes**

Profile machining from above and from behind



**Machining area, Y and Z-axes**

Profile machining from the front and from behind





### SBZ 122/75 / MACHINING CENTRES

#### SBZ 122/75

Max. machining length without profile end machining	3,851 mm
Max. machining length with profile end machining	3,525 mm
Traverse path X-axis	4,176 mm, Vmax. 120 m/min.
Traverse path Y-axis	1,040 mm, Vmax. 60 m/min.
Traverse path Z-axis	540 mm, Vmax. 30 m/min.
Direction of machining	5 (above, behind, front, left, right)
Positioning accuracy	+/- 0.1 mm
Routing spindle speed	max. 20,000 rpm
Routing spindle power	7 kW, S1 (water-cooled)
Tool holder	HSK-F63
Tool changing	automatic
Tool tray positions in the automatic magazine	12
Angle head	No
Disc milling cutter diameter	120 mm
Saw blade diameter	180 mm
Tool length (from extent of taper)	max. 150 mm
Clamp positioning	autonomous
Clamps	Premium (with linear guides)
Software	eluCam
Compressed air supply	> 7 bar
Power supply	400 V, 3~, 50 Hz, 25 A
Air consumption per minute	approx. 185 l with spraying
Total length	7,643 mm
Depth	2,171 mm
Height	3,000 mm
Weight	approx. 3,800 kg