



SBZ122/70 Plus

Machining Centres



- Designed for economical and efficient machining of aluminium, PVC and thin-walled steel profiles
- All operations, such as routing, drilling and tapping, are performed while the profile bar is stationary to protect the profile surfaces
- Better machining results thanks to the intelligent control technology
- Fast positioning of the machining unit with up to 60 m/min thanks to dynamic servo drives
- Tapping without compensation chuck
- Automatic clamp recognition and clamp positioning
- Automatic tool changer with four tool tray positions (without tools)
- State-of-the-art 3-axis controller
- Ergonomic operation thanks to the advanced inclined bed
- The absolute rotary encoder system means no axis homing is required
- Automatic clamp recognition and positioning prevents collisions
- Power torque routing motor with enclosed speed control for short spindle start-up and braking times.
- Certified, drive-integrated safety functions
- Low power consumption thanks to the intelligent control technology
- DC link coupling in the axis drives for greater energy efficiency
- Uninterruptible power supply (UPS)
- Windows operating system
- 15.6" panel PC, i3 processor, USB ports and network connection
- Simple, stress-free program entry with eluCam on the operating panel, even during operation
- Remote online maintenance


Machine configuration

- Air-cooled 8 kW, S1 routing spindle
- Enclosure to protect the operator
- Four horizontal, pneumatic material clamping units
- A material stop on the left
- Tool holder HSK-F63
- Minimum-volume lubrication system
- High performance cutting fluid
- Hand-held operator terminal
- Depth gauge

Options




- Tools
- Tool holders
- Automatic tool changer for max. four standard tools
- Automatic tool changer for angle head
- HSK-F63 rotating angle head for two tools
- Green Line cooling unit for the control cabinet with reduced energy consumption
- Barcode scanner
- Protective enclosure can optionally completely enclose the machine on all sides
- Four clamps as standard. Can be equipped with up to eight clamps
- Material reference stop (right) for positioning workpieces with overlength machining
- Additional stop for overlength machining (left)
- Length measurement on both sides
- Double clamping and other accessories on request
- 18.5" panel PC, i5 processor
- 21.6" panel PC, i7 processor
- Note holder
- Sound insulation hood
- Swarf trays for swarf removal

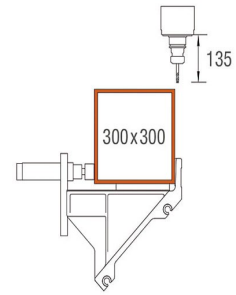


Tool magazine

SBZ 122 models with a machining length of four meters are equipped with a stationary tool magazine with four positions as standard. Additional tool magazines can be installed as needed anywhere along the X-axis. (16 standard tools und two angle heads)

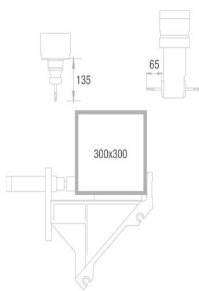


Machining unit



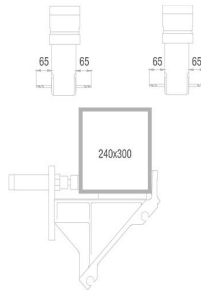
Machining area, Y and Z-axes

Profile machining from above



Machining area, Y and Z-axes

Profile machining from above and from behind (optional)



Machining area, Y and Z-axes

Profile machining from the front and from behind (optional)



SBZ 122/70 PLUS / MACHINING CENTRES

SBZ 122/70 plus

Max. machining length without profile end machining	4,150 mm
Max. machining length with profile end machining	4,000 mm (optional)
Traverse path X-axis	4,295 mm, Vmax. 60 m/min.
Traverse path Y-axis	910 mm, Vmax. 45 m/min.
Traverse path Z-axis	475 mm, Vmax. 60 m/min.
Direction of machining	1 (from above), (5 optional)
Positioning accuracy	+/- 0.1 mm
Routing spindle speed	max. 24,000 rpm
Routing spindle power	8 kW, S1 with feedback (air-cooled)
Tool holder	HSK-F63
Tool changing	automatic
Tool tray positions in the automatic magazine	4 (max. 16)
Angle head	Optional
Disc milling cutter diameter	100 mm
Saw blade diameter	-
Tool length (from extent of taper)	max. 150 mm
Clamp positioning	automatic
Clamps	Basic (with round guides)
Software	eluCam
Compressed air supply	> 7 bar
Power supply	400 V, 3~, 50 Hz, 25 A
Air consumption per minute	approx. 185 l with spraying
Total length	6,592 mm
Depth	2,171 mm
Height	3,000 mm
Weight	approx. 2,900 kg