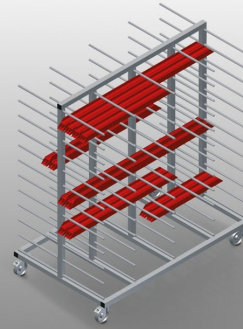




PHW

Profile transport trolleys




Profile trolley for horizontal storage and transportation of profiles. Stable steel construction. Horizontal profile transportation. Profile trolley with profile supports on both sides. Twelve storage areas per upright. Four swivel castors, two of which with locking stop.




Casters

Four casters, two of which have a fixing brake, provide a high degree of mobility and easy, safe handling




Support arms

Compartment width 120 mm, Compartment depth 450 mm, easy loading and unloading, well-organised storage provides quick access



Plastic protector

All supporting surfaces have a non-slip PVC cladding which protects surfaces from damage during storage



Number labels


Numbering of the compartments





PHW / PROFILE TRANSPORT TROLLEYS

MODELS



DIMENSION AND WEIGHT

PHW 1600 / PHW 2000

Length (mm)	1.600 / 2.000
Width (mm)	1.000
Height (mm)	1.850
Weight (kg)	140 / 150

STORAGE CAPACITY

Shelves	24
Clearance (mm)	120
Compartment width (mm)	450
Load capacity (kg)	350

CHARACTERISTICS

Plastic protection	<input type="radio"/>
Number labels	<input type="radio"/>
Swivel castors	4
Swivel castors with locking stop	2
Swivel castors diameter (mm)	125

Included ● Available ○