



KW4

Commissioning trolleys

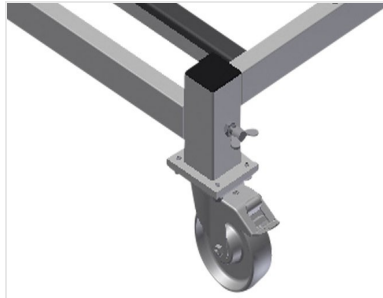


Commissioning trolley for in-house transportation of window elements

- Stable steel construction
- Trolley for in-house transportation
- Openings for forklift transportation
- Four loops for crane transportation
- Four lashing strap attachment points
- Profile supports with rubber surface
- Castors can be removed for increased stability of the commissioning trolley
- Four castors, two of which have a fixing brake

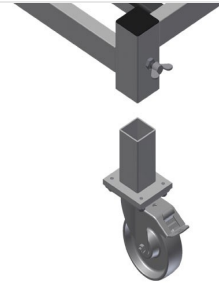


Commissioning trolley KW 4




Casters

Four casters, two of which have a fixing brake, provide a high degree of mobility and easy, safe handling



Removable casters

Casters can be removed for increased stability of the commissioning trolley on the floor



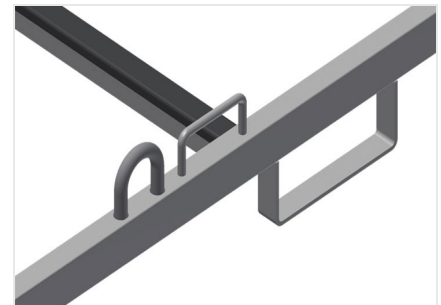
Supports with rubber strip

Supporting surfaces equipped with rubber strips to protect profiles from damage



Lashing strap attachment points

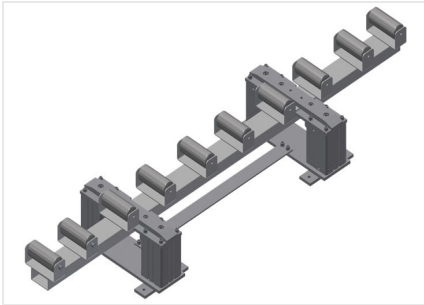
With four lashing strap attachment points



Forklift openings and crane attachment points

Equipped with four forklift openings and four crane attachment points





Lifting station

HBR 1600 Lifting station for the transfer of heavy windows to the transport trolley KW 4





KW 4 / COMMISSIONING TROLLEYS

- Length 2,000 mm
- Width 1,000 mm
- Height 1,850 mm
- Weight 150 kg
- Load 500 kg
- Roller diameter 125 mm