




KW2

Commissioning trolleys



Commissioning trolley for in-house and truck transportation of window elements

- Stable steel construction
- Trolley for in-house and external transportation
- Openings for forklift transportation
- Four loops for crane transportation
- Four lashing strap attachment points
- Profile supports with rubber surface
- Castors can be removed for increased stability of the commissioning trolley in a lorry
- Four castors, two of which have a fixing brake



Commissioning trolley KW 2



Casters

Four casters, two of which have a fixing brake, provide a high degree of mobility and easy, safe handling




Removable casters

Casters can be removed for increased stability of the commissioning trolley in a lorry



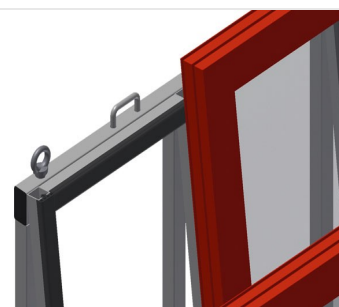
Supports with rubber strip

Supporting surfaces equipped with rubber strips to protect profiles from damage



Forklift openings and lashing strap attachment points

Equipped with four forklift openings and four lashing strap attachment points



Crane attachment points

Equipped with four crane attachment points



KW 2 / COMMISSIONING TROLLEYS

- Length 2,025 mm
- Width 1,090 mm
- Height 1,880 mm
- Unit height 1,500 mm
- Effective width 800 mm
- Weight 130 kg
- Load 600 kg
- Roller diameter 125 mm