


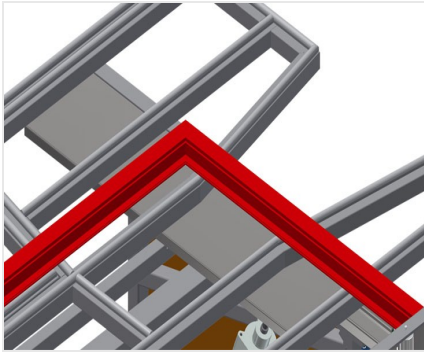


KTH

Tilting tables

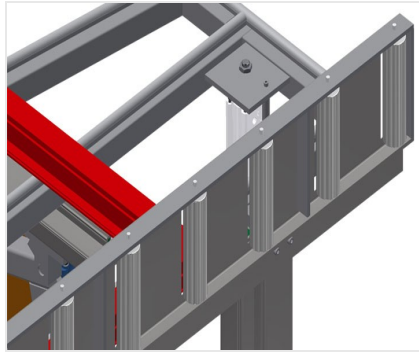


Assembly table for vertical and horizontal assembly. Stable steel construction. Important when switching from vertical to horizontal transportation and vice versa. Ideal for vertical and horizontal assembly. Infinitely variable intermediate positions for ergonomic working. Pneumatic tilting. Pneumatic vertical height adjustment. Table supporting surface with plastic slide bars. Roller support can be lowered pneumatically. Two lateral pneumatic clamps, (lowerable). 4-fold compressed air supply.




Supporting surfaces

Supporting surfaces with plastic slide bars



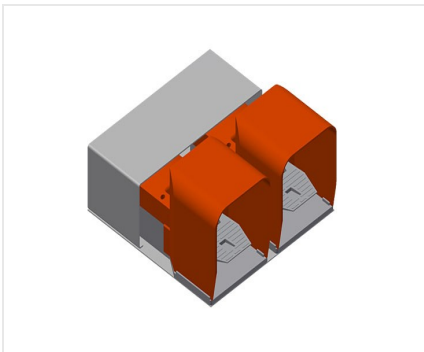
Roller support

Roller conveyor can be lowered pneumatically to allow unhindered working in horizontal position; in vertical position, trouble-free onward transport is possible



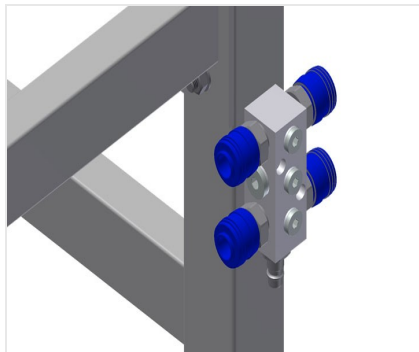
Clamps

Two clamps at the side for fixing the window element in place. Laterally adjustable with hand lever valve. Max. profile clamping height 150 mm



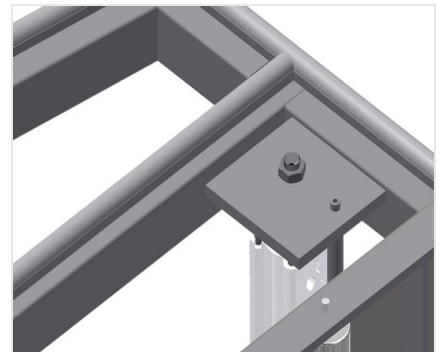
Foot switch

Control via foot valve, Pneumatic horizontal/vertical tilting; height adjustable pneumatically by 500 mm in the vertical position



4-fold compressed air connection

4-fold compressed air connection for connecting compressed-air tools



Auxiliary clamps

Auxiliary clamps for KTH 3000 and KTH 4000. Auxiliary clamps provide extra security when working






Profile protectors for support rollers

Profile protectors for support rollers 200 mm (Alum./16 x and Alum./21 x). Roller conveyor with protective tubing over the rollers to protect the window element during infeed and outfeed




Pull-out profile support

Pull-out table support at top for KTH 3000 and KTH 4000. The table support can be pulled out 500 mm at the top for high frames



Brush strip

Supporting surfaces with brush strip




Felt strip

Supporting surfaces with felt strip



Rubber strips


Supporting surfaces with rubber-knob profile



Mobility unit

Mobility unit for KT/KTH/MS/VE. Mobility unit with flanged rollers and fixing brake





Rails


Rails, 2.0 m, left and right





KTH / TILTING TABLES

MODELS



DIMENSION AND WEIGHT

KTH 3000 / KTH 4000

Length (mm)	<input type="radio"/>
Width (mm)	<input type="radio"/>
Vertical height (mm)	<input type="radio"/>
Roller conveyor width (mm)	<input type="radio"/>
Weight (kg)	<input type="radio"/>

SUPPORTING SURFACE

Pneumatic height adjustment (mm)	<input type="radio"/>
Pneumatic vertical height adjustment	<input checked="" type="radio"/>
Pneumatic tilting	<input checked="" type="radio"/>
Extendable table support	<input type="radio"/>
Table brush strip supporting surface	<input type="radio"/>
Table felt profile strip supporting surface	<input type="radio"/>
Table rubber knob profile	<input type="radio"/>
Profile protectors for support rollers	<input type="radio"/>
Load capacity (kg)	<input type="radio"/>



CHARACTERISTICS

Pneumatically lowerable lateral clamps	<input type="radio"/>
Additional clamps	<input type="radio"/>
4-fold compressed air supply	<input checked="" type="radio"/>
Mobility unit	<input type="radio"/>
Rail 2,0 m left and right	<input type="radio"/>
Operating air pressure (bar)	<input type="radio"/>
Air consumption approx. (l/min)	<input type="radio"/>

Included ● Available ○