




GLW


Glass
compartment/glazing
bead trolleys



Double-sided profile trolley for vertical storage and transportation of glazing beads. Quick access to pre-sorted glazing beads. Stable steel construction.


GLW 30: Glazing bead trolley with 30 compartments. 15 compartments per side. Lower supporting surface clad with rubber. Four swivel castors, two of which with locking stop.

GLW 48: Four sorting racks with fixed spacing. Compartment dividers covered with protective tubing. Lower supporting surface clad with protective rubber. Rear back support with rubber strips. 24 compartments per side. Transport handle on both sides. Four swivel castors, two of which with locking stop.




Compartments GLW 30

15 compartments per side, 30 compartments in total. Compartment width 75 mm, Compartment depth 65 mm, Rear support height 1,500 mm, Rear support angle: 8°




Lower supporting surface GLW 30

Lower supporting surface clad with rubber



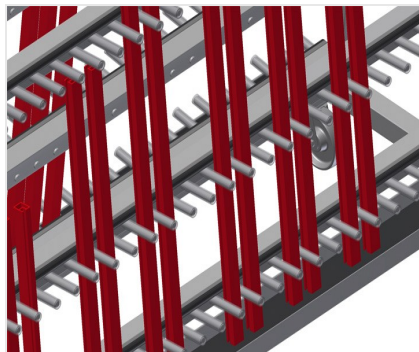
Compartment divider with plastic protector GLW 48

All supporting surfaces have a non-slip PVC cladding which protects surfaces from damage during storage



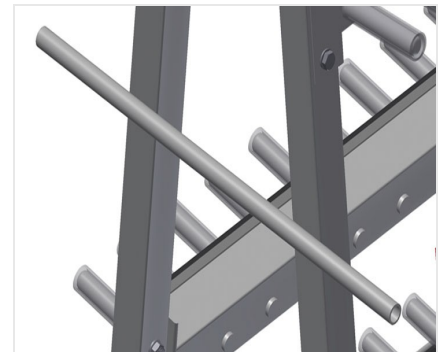
Back support with rubber strips GLW 48

Rear supporting surfaces equipped with rubber strips protect profiles from damage



Supporting surfaces with protective rubber GLW 48

Lower supporting surfaces clad with rubber protect the profiles from damage



Transport handles GLW 48

Transport handles on both sides for mobility





Casters

Four casters, two of which have a fixing brake, provide a high degree of mobility and easy, safe handling





GLW / GLASS COMPARTMENT/GLAZING BEAD TROLLEYS

MODELS



DIMENSION AND WEIGHT

GLW 30 / GLW 48

Length (mm)	<input type="radio"/>
Width (mm)	<input type="radio"/>
Height (mm)	<input type="radio"/>
Weight (kg)	<input type="radio"/>

STORAGE CAPACITY

GLW 30 / GLW 48

Compartments	<input type="radio"/>
Compartments per side	<input type="radio"/>
Compartment width (mm)	<input type="radio"/>
Compartment depth (mm)	<input type="radio"/>
Load capacity (kg)	<input type="radio"/>

GLW 48

Compartment dividers	<input type="radio"/>
Support height (mm)	<input type="radio"/>

CHARACTERISTICS

Swivel castors	<input type="radio"/>
Swivel castors with locking stop	<input type="radio"/>
Swivel castors diameter (mm)	<input type="radio"/>
GLW 48	
Sorting racks with fixed spacing	<input type="radio"/>

Included ● Available ○

elumatec AG
 Pinacher Straße, 61
 75417 Mühlacker
 Germany

Tel +49 7041-14-184
 sales@elumatec.com
 www.elumatec.com

The right to make technical alterations is reserved.

