



### *FAZ2800/60*

#### Sash Centres



Sash assembly centre for installing hardware on PVC window sashes

- Ergonomic fixing of hardware in a very short time
- Sash assembly table for measuring and cutting to length of hardware components
- Optimisation of sash processing by carrying out various work tasks at a single workstation
- Assembly table can be tilted pneumatically
- The sash, measurement and centring units can be moved pneumatically
- Gear cropper with stops for a centred and consistent handle position
- Two stop blocks for different sash widths
- Mobile screwing unit with pneumatic height adjustment
- Screw feed unit
- Table supporting surface with plastic slide bars




**Sash assembly centre  
FAZ 2800/60**




**Supporting surfaces**

Supporting surfaces with plastic slide bars



**Screwing unit**

Mobile screwing unit with pneumatic height adjustment



**Gear cropper**

Gear cropper with stops for a centred and consistent handle position. Gear cropper with open cutting tool




**Screw feed unit**

Feed screwing unit with automatic screw feeding




**Laser unit (option)**

Laser for screw driving position




## Hinge drilling unit (option)

Hinge drilling unit with adjustable two-spindle boring head, pneumatic height adjustment, with stops for the left and right drilling positions



## 8-fold height adjustment (option)

8-fold height adjustment for different screw driving heights



## Stop block (option)

Two stop blocks for two sash widths




## Supporting surfaces with brush strip for FAZ 2800 (option)



## Hardware rack BR 36 (option)

For orderly hardware storage at the sash assembly station



## Screwing unit with mouthpiece with manual insertion funnel (option)

Screwing unit with mouthpiece with manual insertion funnel for second screw length



### FAZ 2800/60 / SASH CENTRES

---

- Table length 2,900 mm
- Table width 1,400 mm
- Total length 3,400 mm
- Total width 2,000 mm
- Weight 400 kg
- Table height adjustable 850 - 1,000 mm
- Table inclination approx. 15°
- Sash inside dimensions approx. 280 - 2,300 mm
- Compressed air supply 7 bar
- Air consumption:
  - Screw driving unit approx. 250 l/min.
  - Clamping unit approx. 35 l/min.
- Screw dimensions:
  - Head diameters 5.0 - 9.0 mm
  - Shank diameters 3.5 - 4.5 mm
  - Length approx. 10.0 - 35.0 mm
- Power supply 230 V, 1~, 50 Hz
- Motor power of 0.5 kW at 850 rpm