




FAZ

Sash centres




Sash assembly centre for installing hardware on PVC and aluminium window sashes. Ergonomic fixing of hardware in a very short time. Sash assembly table for measuring and cutting to length of hardware components. Optimisation of sash processing by carrying out various work tasks at a single workstation. Assembly table can be tilted pneumatically. The sash, measurement and centring units can be moved pneumatically. Gear cropper with stops for a centred and consistent handle position. Two stop blocks for different sash widths. Mobile screwing unit with pneumatic height adjustment. Screw feed unit. Table supporting surface with plastic slide bars.

FAZ 2800: Manual insertion funnel for second screw length. Automatic depth shutoff.



Supporting surfaces

Supporting surfaces with plastic slide bars




Screwing unit FAZ 2800

Mobile screwing unit with pneumatic height adjustment. Manual insertion funnel for second screw length. Automatic depth shutoff




Screwing unit FAZ 2800/60

Mobile screwing unit with pneumatic height adjustment



Stop block FAZ 2800

Two stop blocks for two sash widths



Gear cropper FAZ 2800

Gear cropper with stops for a centred and consistent handle position. Gear cropper with open cutting tool



Gear cropper FAZ 2800/60

Gear cropper with stops for a centred and consistent handle position. Gear cropper with open cutting tool






Screw feed unit FAZ 2800

Screw feed unit with automatic screw feeding



Screw feed unit FAZ 2800/60

Feed screwing unit with automatic screw feeding




Stop block

Stop blocks for additional sash widths



Laser unit (option)

Laser for screw driving position



Hinge drilling unit


Hinge drilling unit with adjustable two-spindle boring head, pneumatic height adjustment, with stops for the left and right drilling positions



Handle hole drilling unit FAZ 2800


Handle hole drilling unit installed at a fixed position with hydro-pneumatic drill feed and clamping unit; 3-spindle boring head






Lock case milling unit FAZ 2800

Milling unit can be moved manually with stop for lock case milling. Cutter diameter 12 mm



Pneumatic height adjustment for lock cases FAZ 2800




Folding stops FAZ 2800

Stop rail with 14 folding stops for a consistent handle position (7x left, 7x right)




Brush strip FAZ 2800

Supporting surfaces with brush strip



Screwing unit with mouthpiece with manual insertion funnel FAZ 2800/60

Screwing unit with mouthpiece with manual insertion funnel for second screw length



8-fold height adjustment FAZ 2800/60

8-fold height adjustment for different screw driving heights





Hardware rack

For orderly hardware storage at the sash assembly station





MODELS

FAZ 2800

FAZ 2800/60

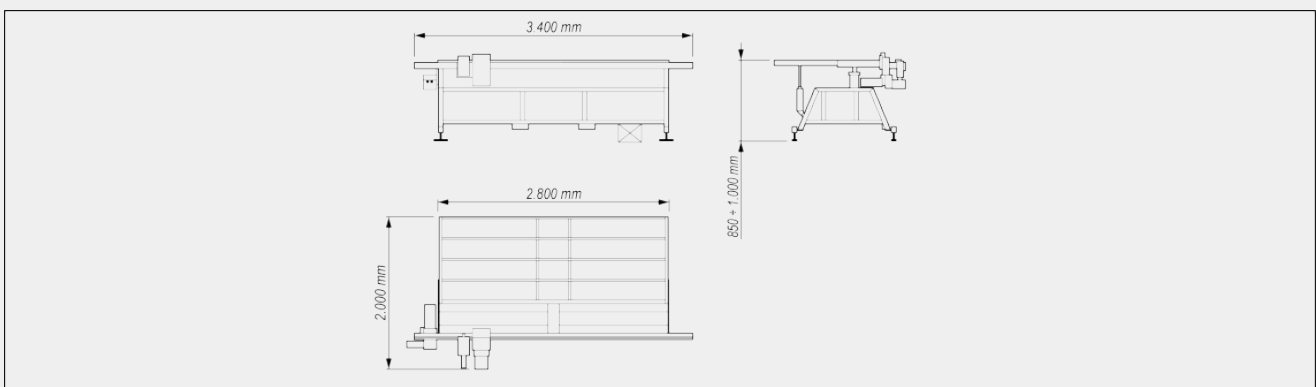


LAYOUT

FAZ 2800



FAZ 2800/60



The overall dimensions may vary depending on the product configuration.



DIMENSION AND WEIGHT

FAZ 2800 / FAZ 2800/60

Total length (mm)	3.400
Total width (mm)	2.000
Weight (kg)	450 / 400

SUPPORTING SURFACE

Table length (mm)	2.800
Table width (mm)	1.400
Table height adjustable (mm)	850 ÷ 1.000
Table inclination (°)	15
Sash inside dimensions (mm)	280 ÷ 2.300

SCREW DIMENSIONS

Head diameters (mm)	5,0 ÷ 9,0
Shank diameters (mm)	3,5 ÷ 4,5
Length approx. (mm)	10,0 ÷ 35,0



ACCESSORIES

FAZ 2800 / FAZ 2800/60

- Stops for different sash widths (pair, number depending on profile)
- Corner drive drilling unit w. 1-sp. drill. head, pneum. feed (incl. drill with drill chuck 0.8mm to 10mm, without drill bit) - 1N/230V50Hz, 850 1/min
- Corner band drilling unit with 1-spindle drilling head, pneumatic height adjustment, with stops for left and right drilling position. Machining direction horizontal from outside to inside
- Corner drive drilling unit w. adjust. 2-spindle drill. Head (incl. drill with 2-spindle drill head adjustable 17-113mm, without drill bit with collet ER11) - 1N/230V50Hz, 850 1/min
- Corner band drilling unit with adjustable 2-spindle drilling head, pneumatic height adjustment, with stops for the left and right drilling position. Machining direction horizontal from outside to inside
- Laser for marking of screw position
- Punch tool with perforation additional price (info hardware manufacturer required)
- Table brush strip supporting surface

FAZ 2800

- 8-fold height adjustment for different screw heights
- Stop rail with hinged stops for fixed handle location
- Handle hole drilling unit for PVC and steel (Info seat of the bore (dome dimension) required) - 3/PEN 230/400V50Hz, P=740W
- Stationary handle hole drilling unit with hydropneumatic drill feed, clamping unit and 3-spindle drill head. Machining direction vertical from bottom to top (*)
- Lock case milling unit (incl. standard milling cutter D=12mm x 26mm) - 3/PEN 230/400V50Hz, P=1500W with FU Umax.=17000 1/min
- Manual mobile lock case milling unit with stop for lock case routing. Machining direction horizontal from outside to inside
- Pneumatic height adjustment for lock case (consisting of cylinder with valve and toggle switch)
- 2nd gear punch f. center handle loc. + pneum. lowering device (**)
- Punch tool straight-cut left (info fitting manufacturer required, see tools)
- Extension for clamping device sash from 2400-3000mm
- Screw feeding unit for additional screw (2nd screw feeder with switch)
- Centering and clamping device, lowerable, only usable without handle hole drilling unit (***)



ACCESSORIES

FAZ 2800/60

8-fold height adjustment for screws (Revolver)	<input type="radio"/>
Punch tool straight-cut left (Info fitting manufacturer required, see specifications)	<input type="radio"/>
Mouthpiece with manual insertion for 2nd screw length	<input type="radio"/>
(*) Attention:	
- cannot be used if 2nd fitting punch (TC) is selected	
- cannot be used if lowerable centring and clamping unit is selected	
(**) Attention:	
- cannot be used if handle hole drilling unit selected	
- cannot be used if lowerable centring and clamping unit selected	
(***) Attention:	
- cannot be used if handle hole drilling unit selected	
- cannot be used if 2nd fitting punch (TC) selected	

ADDITIONAL OPTIONALS

BR 36 - hardware rack	<input type="radio"/>
BR 40 - hardware rack	<input type="radio"/>

PNEUMATIC CONNECTION

Operating air pressure (bar)	7
Hose connection	DN10

AIR CONSUMPTION

Screw driving unit approx. (l/min.)	250
Clamping unit approx. (l/min.)	35

Included ● Available ○